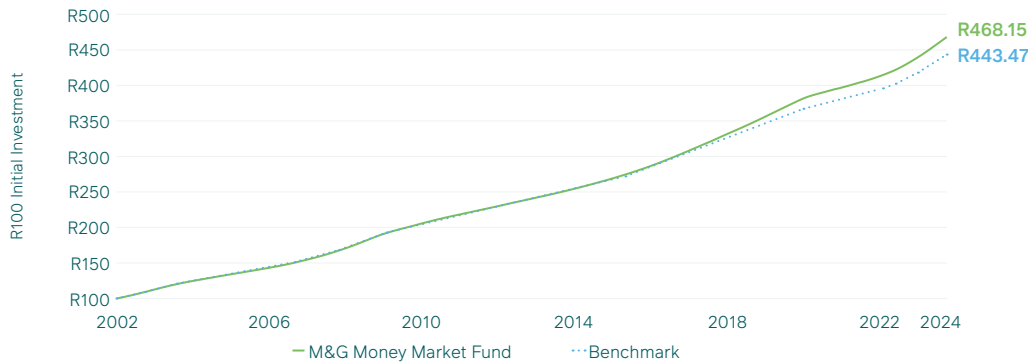


# M&G Money Market Fund

Income

January 2024

## Since inception cumulative performance, distributions reinvested (A class)



## Annualised performance

	A class	Benchmark	X class
1 year	8.5%	7.9%	8.5%
3 years	5.9%	5.5%	5.9%
5 years	6.0%	5.5%	6.0%
7 years	6.4%	5.8%	6.5%
10 years	6.4%	5.9%	6.5%
20 years	6.9%	6.6%	-
Since inception	7.4%	7.1%	-

## Annual effective yield

	A class	X class
Fund yield (net of fees)	8.9%	8.9%

## Returns since inception<sup>1</sup>

	A class	Date
Highest annualised return	13.0%	30 Jun 2003
Lowest annualised return	3.7%	31 Aug 2021


## Top issuers as at 31 Dec 2023

1. Republic of South Africa	22.3%
2. Nedbank Ltd	22.3%
3. Investec Bank Ltd	21.1%
4. The Standard Bank of South Africa Ltd	13.4%
5. Absa Bank Ltd	12.3%

## Fund characteristics

Weighted average duration	69 days
---------------------------	---------

## Asset allocation



## Investment options

	A Class	X Class
Minimum lump sum investment	R10 000	R10 000
Minimum monthly debit order	n/a	n/a

## Annual Management Fees (excl. VAT)

	A Class	X Class
M&G	0.25%	0.25%
Financial adviser service fee (if applicable) <sup>2</sup>	n/a	0.05%

## Expenses (incl. VAT)

	A Class	X Class
Total Expense Ratio (TER)	0.31%	0.31%
Transaction Costs (TC) <sup>3</sup>	0.00%	0.00%
Total Investment Charges (TIC)	0.31%	0.31%

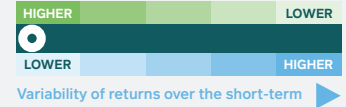
<sup>1</sup> 12-month rolling performance figure

<sup>2</sup> The Financial Adviser Service Fee, if applicable, is included in M&G's annual management fee above. An Ongoing Adviser Fee, over and above the Financial Adviser Service Fee, may be negotiated between the Investor and Financial Adviser. Should you agree to an Ongoing Adviser Fee, it will be paid via the regular repurchase of units.

<sup>3</sup> Where a transaction cost is not readily available, a reasonable best estimate has been used. Estimated transaction costs may include Bond, Money Market, and FX costs (where applicable).

## Risk profile

◀ Risk of not earning meaningful inflation-beating returns over the long-term



## Fund facts

### Fund objective

To protect the capital of investors in an absolute sense, while providing income in excess of short-term bank deposit rates. Investors' capital remains highly liquid. While this is a low-risk fund, investors should be aware that the possibility of capital loss does exist. This could happen should an issuer of an underlying investment in the fund default.

### Investor profile

Risk-averse individuals requiring a short-term investment with protection from equity and bond market-type volatility. Capital protection is more important than long-term capital growth. The recommended investment horizon is 1 – 12 months.

### Investment mandate

South African short-term, highly liquid money market instruments with a maturity of less than 13 months. The weighted average duration of the underlying assets may not exceed 90 days and the weighted average legal maturity may not exceed 120 days. The Fund is managed to comply with regulations governing retirement fund investments (Reg. 28).

### Fund managers

Roshen Harry  
René Prinsloo

### ASISA category

South African - Interest Bearing - Money Market

### Benchmark

STeFI Call Deposit Index

### Inception date

9 April 2002

### Fund size

R1 530 378 958



# M&G Money Market Fund

Income

January 2024

## Income Distributions<sup>4</sup>

	A Class		X Class	
	Total	AEY	Total	AEY
31 January 2024	0.72 cpu	8.90%	0.72 cpu	8.90%
31 December 2023	0.72 cpu	8.76%	0.72 cpu	8.76%
30 November 2023	0.70 cpu	8.84%	0.70 cpu	8.84%
31 October 2023	0.73 cpu	8.94%	0.73 cpu	8.94%
30 September 2023	0.70 cpu	8.82%	0.70 cpu	8.82%
31 August 2023	0.72 cpu	8.81%	0.72 cpu	8.81%
31 July 2023	0.71 cpu	8.74%	0.71 cpu	8.74%
30 June 2023	0.67 cpu	8.61%	0.67 cpu	8.61%
31 May 2023	0.66 cpu	8.26%	0.66 cpu	8.26%
30 April 2023	0.63 cpu	7.99%	0.63 cpu	7.99%
31 March 2023	0.63 cpu	7.75%	0.63 cpu	7.75%
28 February 2023	0.56 cpu	7.99%	0.56 cpu	7.99%

## Fund commentary

The fund returned 8.5% over the past 12 months. Inflation decreased to 5.1% y/y in December from 5.5% y/y in November.

Relative to the 90-day maximum average duration, the fund had a duration of 69 days at month-end.

## Glossary

<b>Annual effective yield</b>	A forward looking yield - taking the last seven days' yield and annualising for the next 12 month period. This is the yield or income return (interest and/or dividends received) on an investment over a 12-month period, assuming the income returns are reinvested. Yields for money market funds are published daily. The purpose of the money market yield is to indicate to investors a compounded annual return for all money market portfolios on a comparable basis. The yield calculation is not used for income distribution purposes. The yield takes the maximum service charge (including VAT) into account and is calculated on a seven-day rolling basis. The compounding factor is dictated by the annual distribution frequency, e.g. monthly = 12. The actual accrual in cents per unit for the previous seven days is converted into an average annual nominal yield and divided by the compounding factor to obtain a periodic effective rate. This figure is then converted into an annual effective rate.
<b>Annualised performance</b>	The average amount of money (total return) earned by an investment each year over a given time period. For periods longer than one year, total returns are expressed as compounded average returns on a yearly basis.
<b>Cumulative performance graph</b>	This illustrates how an initial investment of R100 or N\$100 (for example) placed into the Fund would change over time, taking ongoing fees into account, with all distributions reinvested.
<b>Income distribution</b>	The dividend income and/or interest income that is generated by the underlying Fund investments and that is periodically declared and distributed to investors in the Fund after all annual service fees.
<b>Total Expense Ratio (TER)</b>	This shows the charges, levies and fees relating to the management of the portfolio and is expressed as a percentage of the average net asset value of the portfolio, calculated for the year to the end of the most recent completed quarter. A higher TER does not necessarily imply a poor return, nor does a low TER imply a good return. The current TER cannot be regarded as an indication of future TERs.
<b>Total Investment Charges (TIC)</b>	The percentage of the value of the Fund incurred as costs, relating to the investment of the Fund. As fund returns are reported after deducting all fees and expenses, these costs (the TER and TC) should not be deducted from the fund returns.
<b>Transaction Costs (TC)</b>	The percentage of the value of the Fund incurred as costs relating to the buying and selling of the Funds underlying assets. Transaction costs are a necessary cost in administering the Fund and impacts Fund returns. It should not be considered in isolation as returns may be impacted by many other factors over time including market returns, the type of Fund, investment decisions of the investment manager and the TER.
<b>Unit class</b>	M&G's Funds are offered in different unit classes to allow different types of investors (individuals and institutions) to invest in the same fund. Different investment minimums and fees apply to different unit classes. A Class: for individuals only. B & D Class: retirement funds and other large institutional investors only. X Class: the special fee class that was made available to investors that were invested in the Dividend Income Feeder Fund. T Class: for investors in tax-free unit trusts. F Class: for Discretionary Fund Managers.
<b>Weighted average duration</b>	The average length of time to maturity of all the underlying instruments in the portfolio, weighted to reflect the relative holdings of each instrument.

<sup>4</sup> If the income earned in the form of dividends and interest exceeds the total expenses, the Fund will make a distribution (cpu = cents per unit).

## Contact us

✉ info@mandg.co.za

🌐 mandg.co.za

📞 0860 105 775

[Invest now](#)

[Application forms](#)

An electronic copy of this document is available at [www.mandg.co.za](http://www.mandg.co.za)

## Disclaimer

**MandG Investments Unit Trusts (South Africa) (RF) Ltd** (Registration number: 1999/0524/06) is an approved Cisca management company (#29). Assets are managed by MandG Investment Managers (Pty) Ltd, which is an approved discretionary Financial Services Provider (#45199). The Trustee/Custodian details are: Standard Bank of South Africa limited – Trustees Services & Investor Services, 20th Floor, Main Tower, Standard Bank Centre, Heerengracht, Cape Town.

Collective Investment Schemes (unit trusts) are generally medium- to long-term investments. Past performance is not necessarily a guide to future investment performance. Unit trust prices are calculated on a net asset value basis. This means the price is the total net market value of all assets of the unit trust fund divided by the total number of units of the fund. Any market movements – for example in share prices, bond prices, money market prices or currency fluctuations – relevant to the underlying assets of the fund may cause the value of the underlying assets to go up or down. As a result, the price of your units may go up or down. Unit trusts are traded at the ruling forward price of the day, meaning that transactions are processed during the day before you or the Manager know what the price at the end of the day will be. The price and therefore the number of units involved in the transaction are only known on the following day. The unit trust fund may borrow up to 10% of the fund value, and it may also lend any scrip (proof of ownership of an investment instrument) that it holds to earn additional income. A M&G unit trust fund may consist of different fund classes that are subject to different fees and charges. Where applicable, the Manager will pay your financial adviser an agreed standard ongoing adviser fee, which is included in the overall costs of the fund. A unit trust summary with all fees and maximum initial and ongoing adviser fees is available on our website. One can also obtain additional information on M&G products on the M&G website. The Fund may hold foreign securities including foreign CIS funds. As a result, the fund may face material risks. The volatility of the fund may be higher and the liquidity of the underlying securities may be restricted due to relative market sizes and market conditions. The fund's ability to settle securities and to repatriate investment income, capital or the proceeds of sales of securities may be adversely affected for multiple reasons including market conditions, macro-economic and political circumstances. Further, the return on the security may be affected (positively or negatively) by the difference in tax regimes between the domestic and foreign tax jurisdictions. The availability of market information and information on any underlying sub-funds may be delayed. The Manager may, at its discretion, close your chosen unit trust fund to new investors and additional investments by existing investors to make sure that it is managed in accordance with its mandate. It may also stop your existing debit order investment. The Manager makes no guarantees as to the capital invested in the fund or the returns of the fund. Excessive withdrawals from the fund may place the fund under liquidity pressure and, in certain circumstances, a process of ring fencing withdrawal instructions may be followed. Fund prices are published daily on the M&G website. These are also available upon request. The performance is calculated for the portfolio. Individual investor performance may differ as a result of initial fees, the actual investment date, the date of reinvestment and dividend withholding tax. Purchase and repurchase requests must be received by the Manager by 13h30 (11h30 for the Money Market Fund) SA time each business day. All online purchase and repurchase transactions must be received by the Manager by 10h30 (for all Funds) SA time each business day.