

# PRU HISTORIC AS AT 30 SEPTEMBER 2020



## ASSET CLASS PERFORMANCE THROUGH TIME

RANK	YTD	1 YEAR TO										5 YEARS TO	10 YEARS TO
		SEPTEMBER 2020	SEPTEMBER 2019	SEPTEMBER 2018	SEPTEMBER 2017	SEPTEMBER 2016	SEPTEMBER 2015	SEPTEMBER 2014	SEPTEMBER 2013	SEPTEMBER 2012	SEPTEMBER 2011	SEPTEMBER 2020	SEPTEMBER 2010
1	Foreign Bonds 26.1%	Foreign Equity 21.6%	Foreign Bonds 15.4%	Foreign Equity 15.0%	Foreign Equity 16.3%	Foreign Equity 11.5%	SA Listed Property 25.8%	Foreign Equity 25.0%	Foreign Equity 43.3%	SA Listed Property 37.2%	Foreign Bonds 20.0%	Foreign Equity 14.6%	Foreign Equity 18.5%
2	Foreign Equity 20.9%	Foreign Bonds 17.0%	SA Bonds 11.4%	SA Cash 7.2%	SA Equity 10.2%	Foreign Bonds 8.4%	Foreign Bonds 18.3%	SA Equity 15.4%	SA Equity 27.0%	SA Equity 24.4%	Foreign Equity 8.4%	Foreign Bonds 7.9%	Foreign Bonds 11.7%
3	SA Cash 4.4%	SA Cash 6.2%	Foreign Equity 8.7%	SA Bonds 7.1%	SA Listed Property 9.5%	SA Bonds 7.6%	Foreign Equity 14.2%	SA Listed Property 15.1%	Prudential Balanced Fund 24.1%	Foreign Equity 24.3%	SA Listed Property 8.3%	SA Bonds 7.6%	SA Equity 9.6%
4	SA CPI 2.7%	SA Bonds 3.6%	SA Cash 7.4%	Prudential Balanced Fund 6.6%	Prudential Balanced Fund 8.3%	Prudential Inflation Plus 7.5%	Prudential Inflation Plus 8.9%	Prudential Balanced Fund 14.8%	Foreign Bonds 18.5%	Prudential Balanced Fund 20.7%	Prudential Inflation Plus 8.3%	SA Cash 7.1%	Prudential Balanced Fund 8.9%
5	SA Bonds 1.8%	SA CPI 3.1%	SA CPI 4.3%	SA CPI 4.9%	SA Bonds 8.2%	Prudential Balanced Fund 7.5%	Prudential Balanced Fund 7.8%	Foreign Bonds 13.6%	Prudential Inflation Plus 16.0%	Prudential Inflation Plus 19.3%	SA Bonds 5.9%	SA Equity 4.8%	SA Bonds 7.6%
6	SA Equity -2.5%	SA Equity 2.0%	SA Equity 1.9%	Foreign Bonds 3.3%	SA Cash 7.6%	SA Cash 7.1%	SA Bonds 7.0%	Prudential Inflation Plus 13.0%	SA Listed Property 10.3%	SA Bonds 17.0%	SA Cash 5.9%	SA CPI 4.6%	Prudential Inflation Plus 7.5%
7	Prudential Balanced Fund -4.4%	Prudential Balanced Fund -2.2%	Prudential Inflation Plus 1.4%	SA Equity 3.3%	Prudential Inflation Plus 5.9%	SA Equity 6.6%	SA Cash 6.4%	SA CPI 6.4%	SA CPI 6.4%	Foreign Bonds 8.0%	SA CPI 5.3%	Prudential Balanced Fund 3.9%	SA Cash 6.4%
8	Prudential Inflation Plus -5.7%	Prudential Inflation Plus -5.1%	Prudential Balanced Fund -0.3%	Prudential Inflation Plus 2.3%	SA CPI 4.7%	SA CPI 5.9%	SA Equity 4.8%	SA Bonds 5.8%	SA Cash 5.2%	SA Cash 5.6%	Prudential Balanced Fund 4.7%	Prudential Inflation Plus 2.3%	SA CPI 5.1%
9	SA Listed Property -46.4%	SA Listed Property -46.1%	SA Listed Property -2.7%	SA Listed Property -15.7%	Foreign Bonds -3.2%	SA Listed Property 3.8%	SA CPI 4.6%	SA Cash 5.6%	SA Bonds 3.1%	SA CPI 5.0%	SA Equity 3.6%	SA Listed Property -12.9%	SA Listed Property 1.8%


SA Equity:	FTSE/JSE All Share Index (TR)	SA Bonds:	BEASSA All Bond Index	SA CPI:	Headline CPI (Lagged by 1 month)
Foreign Equity:	MSCI All Country World Index Net (ZAR)	Foreign Bonds:	Bloomberg Barclays Global Aggregate Bond Index (ZAR)	Prudential Balanced Fund:	South African - Multi Asset - High Equity
SA Listed Property:	FTSE/JSE SA Listed Property Index	SA Cash:	STeFi Composite Index	Prudential Inflation Plus Fund:	South African - Multi Asset - Low Equity


## ASSET CLASS PERFORMANCE THROUGH TIME


RANK	YTD	10 YEARS TO							
		SEPTEMBER 2020	SEPTEMBER 2019	SEPTEMBER 2018	SEPTEMBER 2017	SEPTEMBER 2016	SEPTEMBER 2015	SEPTEMBER 2014	SEPTEMBER 2013
1	Foreign Bonds 26.1%	Foreign Equity 18.5%	Foreign Equity 16.2%	Foreign Equity 14.1%	SA Listed Property 13.9%	SA Listed Property 17.6%	SA Listed Property 19.4%	SA Listed Property 22.7%	SA Listed Property 24.7%
2	Foreign Equity 20.9%	Foreign Bonds 11.7%	SA Equity 11.5%	SA Listed Property 13.5%	Foreign Equity 11.1%	SA Equity 12.0%	SA Equity 14.8%	SA Equity 18.8%	SA Equity 20.7%
3	SA Cash 4.4%	SA Equity 9.6%	SA Listed Property 11.2%	SA Equity 12.1%	Foreign Bonds 10.5%	Prudential Balanced Fund 11.6%	Prudential Balanced Fund 13.3%	Prudential Balanced Fund 15.9%	Prudential Balanced Fund 17.3%
4	SA CPI 2.7%	Prudential Balanced Fund 8.9%	Prudential Balanced Fund 10.8%	Prudential Balanced Fund 11.6%	Prudential Balanced Fund 10.0%	Prudential Inflation Plus 11.4%	Foreign Equity 13.0%	Prudential Inflation Plus 13.8%	Prudential Inflation Plus 14.4%
5	SA Bonds 1.8%	SA Bonds 7.6%	Foreign Bonds 9.8%	Prudential Inflation Plus 10.2%	Prudential Inflation Plus 9.9%	Foreign Equity 10.5%	Prudential Inflation Plus 12.1%	Foreign Equity 13.5%	Foreign Equity 12.0%
6	SA Equity -2.5%	Prudential Inflation Plus 7.5%	Prudential Inflation Plus 9.5%	SA Bonds 8.6%	SA Equity 9.5%	Foreign Bonds 10.4%	Foreign Bonds 12.1%	Foreign Bonds 10.4%	SA Bonds 9.3%
7	Prudential Balanced Fund -4.4%	SA Cash 6.4%	SA Bonds 8.8%	Foreign Bonds 8.5%	SA Bonds 8.4%	SA Bonds 8.5%	SA Bonds 8.2%	SA Bonds 8.9%	Foreign Bonds 8.9%
8	Prudential Inflation Plus -5.7%	SA CPI 5.1%	SA Cash 6.5%	SA Cash 6.8%	SA Cash 7.2%	SA Cash 7.3%	SA Cash 7.3%	SA Cash 7.4%	SA Cash 7.7%
9	SA Listed Property -46.4%	SA Listed Property 1.8%	SA CPI 5.1%	SA CPI 5.1%	SA CPI 6.0%	SA CPI 6.2%	SA CPI 6.1%	SA CPI 6.1%	SA CPI 5.5%


SA Equity:	FTSE/JSE All Share Index (TR)
Foreign Equity:	MSCI All Country World Index Net (ZAR)
SA Listed Property:	FTSE/JSE SA Listed Property Index
SA CPI:	Headline CPI (Lagged by 1 month)
Prudential Inflation Plus Fund:	South African - Multi Asset - Low Equity


SA Bonds:	BEASSA All Bond Index
Foreign Bonds:	Bloomberg Barclays Global Aggregate Bond Index (ZAR)
SA Cash:	STeFI Composite Index
Prudential Balanced Fund:	South African - Multi Asset - High Equity

 0860 105 775

 [prudential.co.za](http://prudential.co.za)

 [query@myprudential.co.za](mailto:query@myprudential.co.za)

 Application forms

 Invest now

**DISCLAIMER**  
Prudential Portfolio Managers Unit Trusts Ltd (Registration number: 1999/0524/06) is an approved CISA management company (#29). Assets are managed by Prudential Investment Managers (South Africa) (Pty) Ltd, which is an approved discretionary Financial Services Provider (#45199). The Trustee's/Custodian details are: Standard Bank of South Africa Limited - Trustee Services & Investor Services, 20<sup>th</sup> Floor, Main Tower, Standard Bank Centre, Heerengracht, Cape Town. PPM/SA (Pty) Ltd, is part of the same corporate group as the Prudential Assurance Company. The Prudential Assurance Company is a direct subsidiary of M&G plc, a company incorporated in the United Kingdom. The Prudential Assurance Company is not affiliated in any manner with Prudential Financial, Inc., a company whose principal place of business is in the United States of America or Prudential plc, an international group incorporated in the United Kingdom.

Collective Investment Schemes (unit trusts) are generally medium-to long-term investments. Past performance is not necessarily a guide to future investment performance. Unit trust prices are calculated on a net asset value basis. This means the price is the total net market value of all assets of the unit trust fund divided by the total number of units of the fund. Any market movements – for example in share prices, bond prices, money market prices or currency fluctuations – relevant to the underlying assets of the fund may cause the value of the underlying assets to go up or down. As a result, the price of your units may go up or down. Unit trusts are traded at the ruling forward price of the day, meaning that transactions are processed during the day before you or the Manager know what the price at the end of the day will be. The price and therefore the number of units involved in the transaction are only known on the following day. The unit trust fund may borrow up to 10% of the fund value, and it may also lend any scrip (proof of ownership of an investment instrument) that it holds to earn additional income. A Prudential unit trust fund may consist of different fund classes that are subject to different fees and charges. Where applicable, the Manager will pay your financial adviser an agreed standard ongoing adviser fee, which is included in the overall costs of the fund. A Collective Investment Schemes (CIS) summary with all fees and maximum initial and ongoing adviser fees is available on our website. One can also obtain additional information on Prudential products on the Prudential website. The Fund may hold foreign securities including foreign CIS funds. As a result, the fund may face material risks. The volatility of the fund may be higher and the liquidity of the underlying securities may be restricted due to relative market sizes and market conditions. The fund's ability to settle securities and to repatriate investment income, capital or the proceeds of sales of securities may be adversely affected for multiple reasons including market conditions, macro-economic and political circumstances. Further, the return on the security may be affected (positively or negatively) by the difference in tax regimes between the domestic and foreign tax jurisdictions. The availability of market information and information on any underlying sub-funds may be delayed. The Manager may, at its discretion, close your chosen unit trust fund to new investors and to additional investments by existing investors to make sure that it is managed in accordance with its mandate. It may also stop your existing debit order investment. The Manager makes no guarantees as to the capital invested in the fund or the returns of the fund. Excessive withdrawals from the fund may place the fund under liquidity pressure and, in certain circumstances, a process of ring fencing withdrawal instructions may be followed. Fund prices are published daily on the Prudential website. These are also available upon request. The performance is calculated for the portfolio. Individual investor performance may differ as a result of initial fees, the actual investment date, the date of reinvestment and dividend withholding tax. Purchase and repurchase requests must be received by the Manager by 13h30 (11h30 for the Money Market Fund) SA time each business day. All online purchase and repurchase transactions must be received by the Manager by 10h30 (for all Funds) SA time each business day.